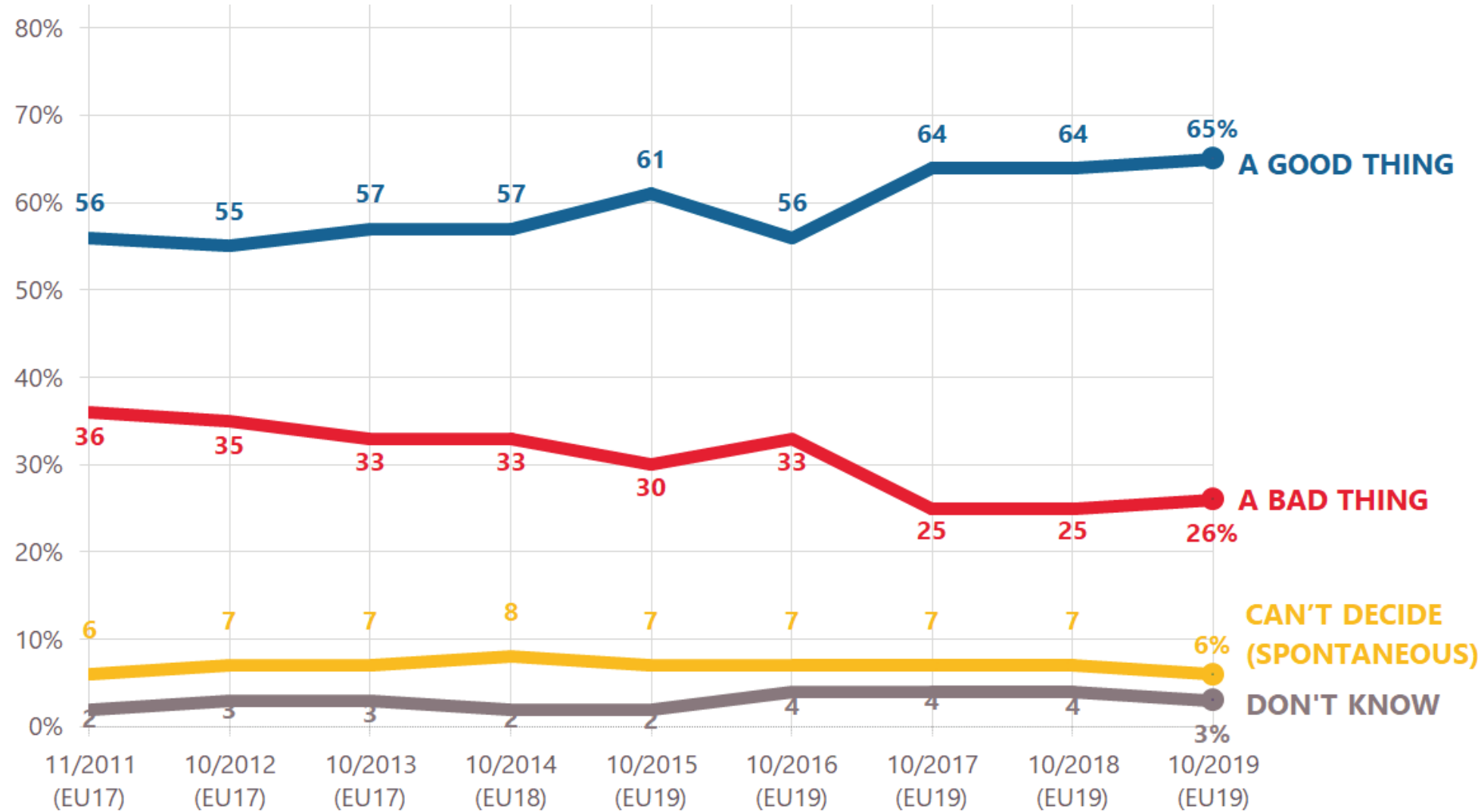


# A record number of Europeans think the euro is good for their country



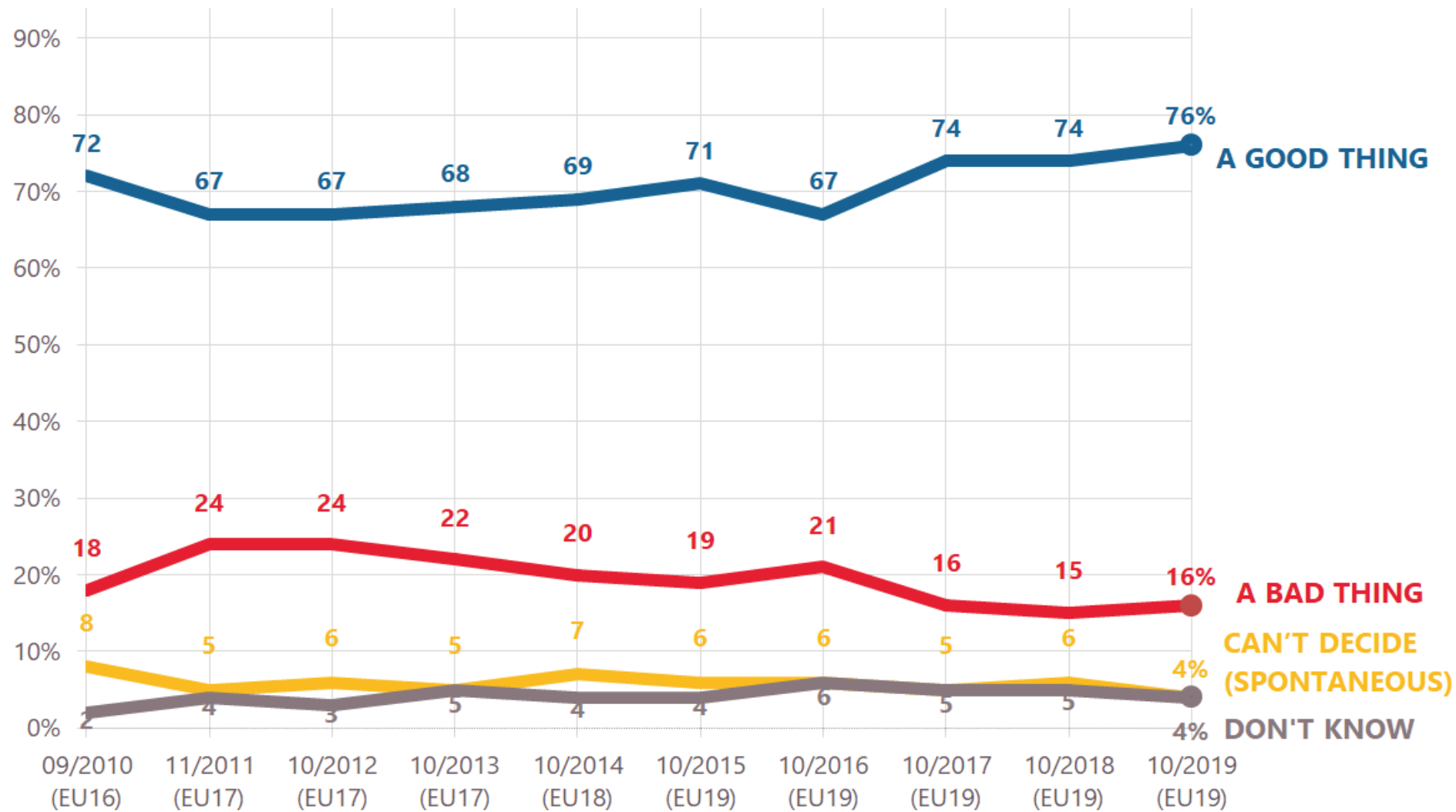
Source: Eurobarometer November 2019

# The euro is **a good thing** for your country: national results

		A good thing		A bad thing		Can't decide (DO NOT READ OUT)		Don't know
		October 2019	Diff. 2019 - 2018	October 2019	Diff. 2019 - 2018	October 2019	Diff. 2019 - 2018	
EURO AREA		65	▲ 1	26	▲ 1	6	▼ 1	3
CY		55	▲ 8	34	▼ 6	9	▼ 1	2
LT		49	▲ 7	37	▼ 3	12	▼ 5	2
EL		66	▲ 6	23	▼ 3	9	▼ 1	2
FR		64	▲ 5	28	▼ 1	5	▼ 1	3
MT		67	▲ 4	18	=	7	▼ 6	8
PT		68	▲ 4	21	▼ 3	8	▲ 1	3
FI		79	▲ 4	12	▼ 3	7	=	2
IE		88	▲ 3	7	▼ 1	3	▼ 2	2
BE		62	▲ 2	29	▼ 4	7	▲ 1	2
ES		64	▲ 2	24	▼ 3	6	=	6
DE		71	▲ 1	22	▲ 1	4	▼ 3	3
LU		81	▲ 1	12	▼ 5	6	▲ 4	1
NL		70	▲ 1	21	=	6	=	3
LV		63	=	20	▲ 1	12	=	5
SK		68	=	17	▼ 3	11	▲ 2	4
AT		75	▼ 1	17	▲ 1	6	▲ 1	2
SI		71	▼ 1	19	▼ 1	9	▲ 3	1
EE		69	▼ 2	11	▲ 1	16	▲ 2	4
IT		55	▼ 2	36	▲ 6	8	▼ 3	1

Source: Eurobarometer November 2019

# Over **three-quarters** of Europeans think the euro is good for the EU



Source:  
Eurobarometer November 2019

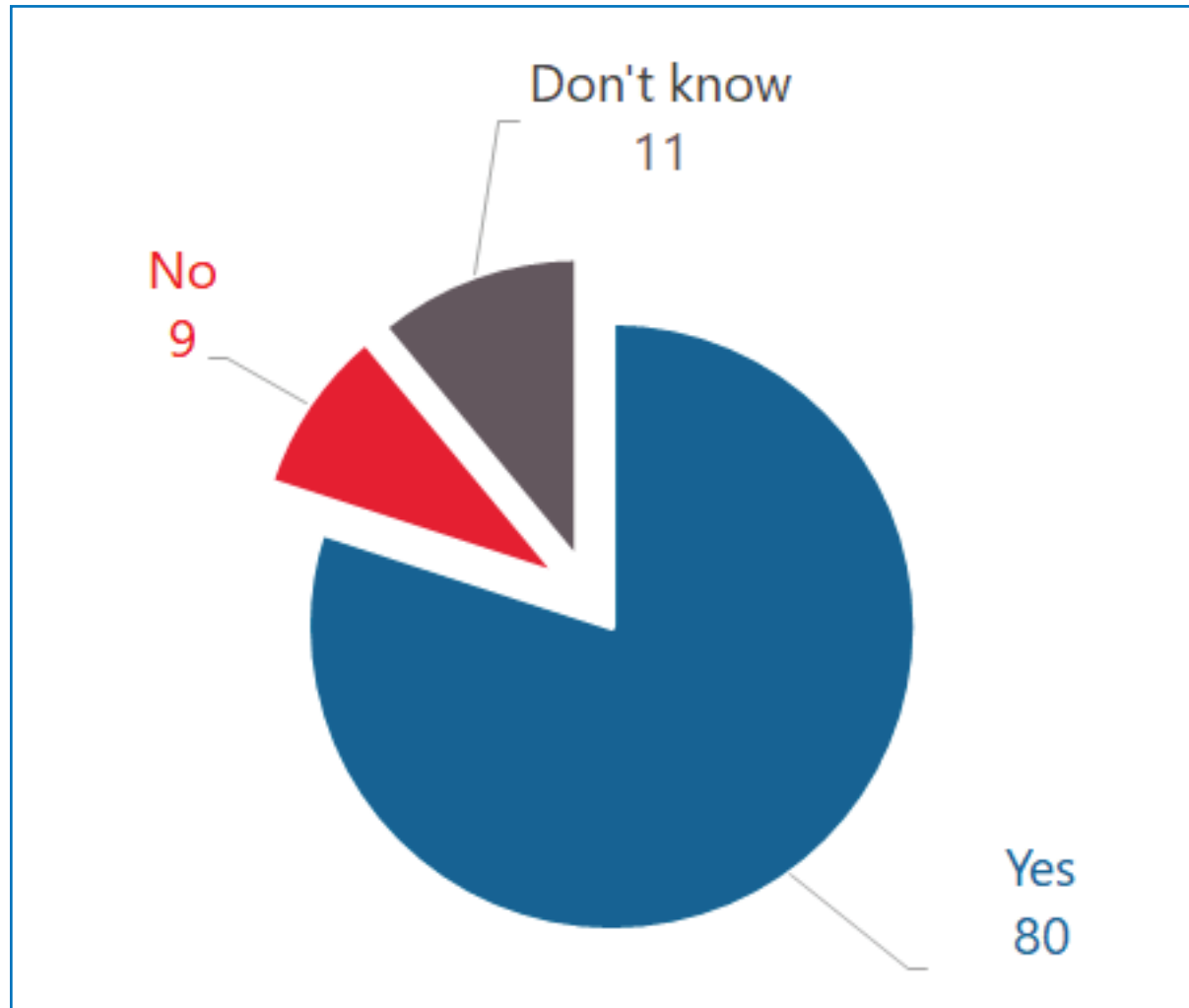
# The euro is a good thing for the EU: national results

		A good thing		A bad thing		Can't decide (DO NOT READ OUT)		Don't know
		October 2019	Diff. 2019 - 2018	October 2019	Diff. 2019 - 2018	October 2019	Diff. 2019 - 2018	October 2019
EURO AREA		76	▲ 2	16	▲ 1	4	▼ 2	4
CY		70	▲ 5	20	▼ 2	5	▼ 3	5
MT		80	▲ 5	6	▼ 2	5	▼ 2	9
EL		75	▲ 4	13	▼ 3	6	=	6
AT		81	▲ 4	13	=	4	=	2
PT		81	▲ 4	10	▼ 2	6	▼ 1	3
FI		81	▲ 4	7	▼ 4	9	=	3
BE		75	▲ 3	17	▼ 4	6	▲ 1	2
IE		90	▲ 3	6	▼ 1	2	▼ 1	2
FR		75	▲ 3	17	▼ 2	4	▲ 1	4
LT		76	▲ 3	6	=	11	▼ 6	7
LV		81	▲ 2	5	▼ 1	6	=	8
LU		84	▲ 2	10	▼ 4	4	▲ 2	2
SK		81	▲ 2	8	▼ 1	6	▼ 2	5
IT		69	▲ 1	21	▲ 3	7	▼ 4	3
DE		76	=	17	▲ 2	3	▼ 1	4
EE		79	=	3	=	12	▲ 1	6
SI		81	=	9	▼ 1	7	▲ 3	3
ES		78	▼ 2	12	=	2	▼ 1	8
NL		76	▼ 2	15	▲ 1	5	▲ 1	4

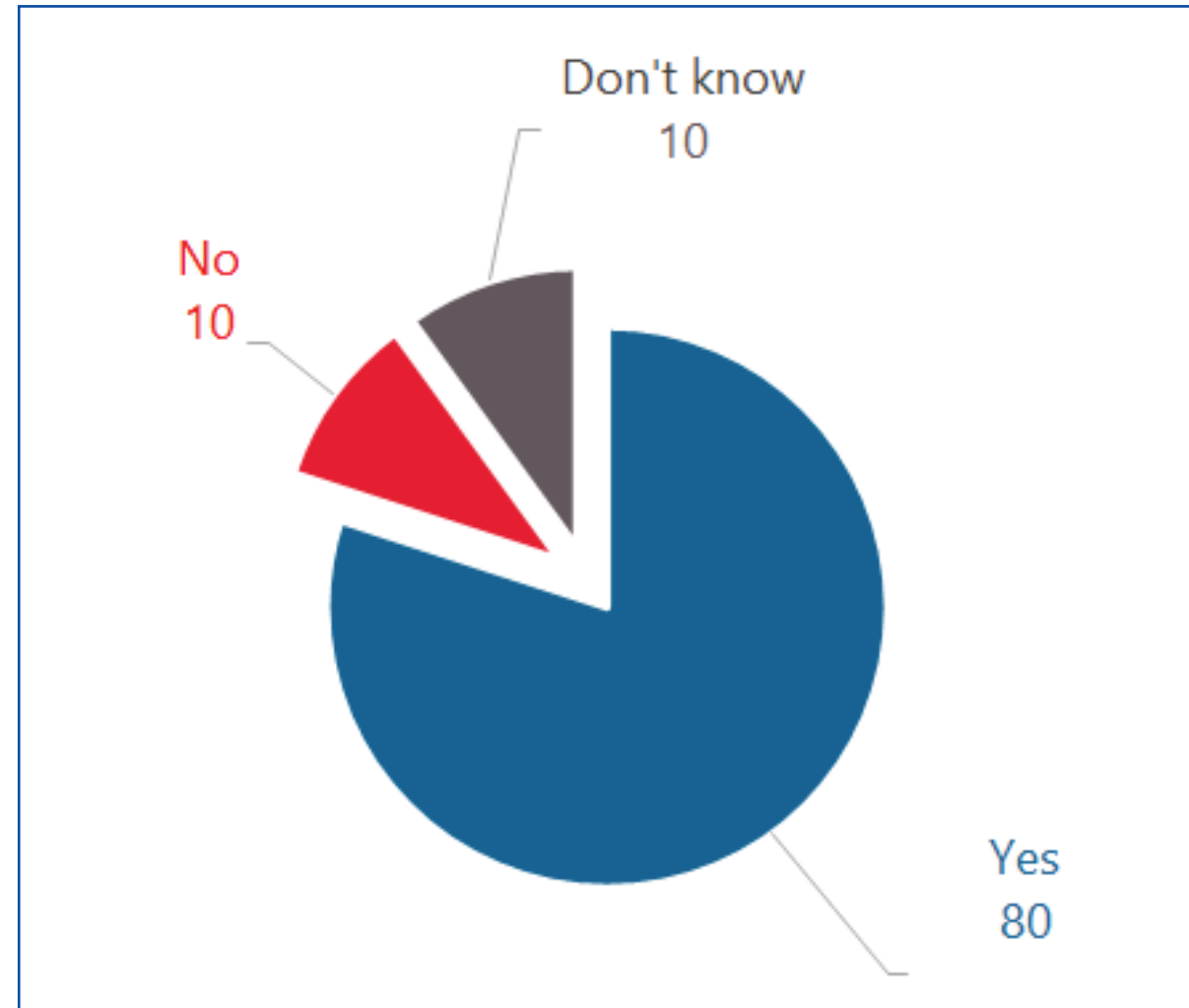
Source: Eurobarometer November 2019

# The euro makes it **easy**

## To do business



## To shop in other EU countries



Source:  
Eurobarometer  
November 2019