



Flash Eurobarometer 531

Citizens' awareness and perception of EU regional policy



Survey requested by the European Commission,
Directorate-General for Regional and Urban Policy
Fieldwork conducted by Ipsos European Public Affairs



Fieldwork
9/6 - 22/6/2023

Technical note

Survey requested by the European Commission, Directorate-General for Regional and Urban Policy and coordinated by the Directorate-General for Communication
Fieldwork conducted by Ipsos European Public Affairs


Methodology

- The survey was conducted via telephone interviews
- Fieldwork: from 9 June to 22 June 2023
- Target population: EU citizens, 15 years and over
- Coverage: EU27
- Sampling methodology: dual frame, landline and mobile, probability design
- Number of interviews: 25 718
- Sample size per country: 500 in LU, CY, MT; 1000 in all other countries

Presentation of survey data

- Survey data are **weighted** to marginal age, gender, activity status and region population distributions using *rim* weighting. The EU27 averages are weighted according to the size of the 15+ population of each country. *Note:* Percentages may not total 100 due to rounding.
- Country results include **differences in percentage points compared to Flash Eurobarometer 497** (conducted in July-August 2021). *Note:* Trend differences were calculated from percentages with one decimal and were then rounded to the nearest integer.

Q1A Europe provides financial support to regions and cities. Have you heard about any EU co-financed projects to improve the area where you live?

	Yes	No	Don't know
EU27 	39▼-1	59▲1	1=
BE 	23▲4	76▼-3	1▼-1
BG 	29▼-7	70▲7	1=
CZ 	70▼-1	29▲2	1▼-1
DK 	15▼-2	84▲3	2▼-1
DE 	16▼-4	84▲3	1▲1
EE 	60▼-1	38▲1	2=
IE 	29=	70=	0=
EL 	60▲5	40▼-5	1=
ES 	39▲3	59▼-2	2▼-1
FR 	31=	68=	1=
HR 	72▲4	27▼-4	1=
IT 	54▼-3	46▲3	0=
CY 	35▼-4	59=	6▲4
LV 	62▼-5	35▲4	3▲1
LT 	65▼-3	33▲3	2=
LU 	37=	62▲1	1▼-1
HU 	55▼-8	42▲6	3▲2
MT 	58▼-2	40▲1	3▲1
NL 	18=	79=	3=
AT 	25▼-1	72▲1	2=
PL 	80▼-2	19▲3	1▼-1
PT 	42=	55▼-1	3=
RO 	47▲1	51▼-2	2▲2
SI 	64=	34=	2=
SK 	73▼-1	26▲2	1▼-1
FI 	29▼-7	71▲6	1=
SE 	23▼-3	75▲2	2▲1

Q1B1 Where did you hear about it? Firstly?

		National newspapers	Local or regional newspapers	National TV	Local or regional TV	National radio	Local or regional radio	Internet	Online social networks	Billboard	Workplace	Personal knowledge	Other (SPONTANEOUS)	Don't know
EU27		5=	10▼-1	17▲1	7▼-1	3▲1	3=	14=	5=	12▼-1	8=	10=	5▼-1	2=
BE		12▲1	10▼-4	17▼-4	6▼-1	4▲1	2▲1	6▼-2	2▼-5	10▲1	15▲5	10▲6	4=	4=
BG		2▲2	3▲1	16▼-10	6▲4	0▼-2	1=	19▲2	8▲1	8▼-1	12▲1	10▼-2	14▲4	1▼-1
CZ		2▼-1	9▼-2	19▲2	3▲1	2=	1=	16▼-2	3▲2	9▼-1	9▲1	11▼-4	7=	8▲4
DK		5▼-5	15▲5	7▼-3	8▼-2	0▼-1	2=	9▲6	5▲2	1▼-2	20▼-1	12▼-2	15▲4	3=
DE		10▲4	22▼-3	4▲1	11▲5	4▲1	4=	17▲11	2▼-2	4▼-10	8▼-2	7▼-6	4▼-2	4▲1
EE		11▲5	14=	12=	3=	3▼-1	1▼-1	21▲1	4▲1	17▼-4	7▲2	5▼-1	2▼-3	1▼-1
IE		12▼-3	12=	6▼-1	4▼-2	6▲1	4▲1	3▼-2	2▼-1	22▲2	3▼-1	15▲5	10▲2	2▼-1
EL		2=	5▲3	16▼-1	3▼-3	1▼-1	2=	22▼-5	4▼-1	25▲5	6▲1	12▲4	2▼-1	0=
ES		5=	10▼-1	14=	8▼-3	6▼-1	6▲1	9▼-2	6▲2	13▲2	6▲1	12▲4	6▼-4	0=
FR		5▲2	20▲3	13▲5	5▼-1	6▲2	2▼-1	4▼-1	3▼-2	14▼-5	13=	10▲1	3▼-3	2▲1
HR		3▼-1	5=	23▼-2	8▲1	2▲1	5▲2	18▼-1	7▼-3	6▲2	7=	11▲1	4▼-1	1=
IT		8=	8=	33▲2	10▲1	1=	1=	9▼-3	3=	2=	10▲1	9▼-1	3▼-1	1=
CY		2▼-5	1▼-4	29▲3	5▲2	5▲2	0▼-1	17▼-6	8▲3	11▼-2	6▲1	12▲6	4▲2	1=
LV		2▲1	12▲4	10=	4▼-1	4▲1	3▼-1	23▼-1	8▼-2	11▼-3	8=	9=	5▲2	2▼-1
LT		3▲1	4▼-1	10▼-6	2▼-1	3=	1=	27▲6	10▲3	21▼-4	6▲1	12▲2	3▼-1	1=
LU		16▼-2	8▲1	12▲1	5=	7▲2	6▲1	14▲1	3▼-1	6=	9▼-3	6▲2	5▲1	6▼-3
HU		2▲1	7▼-3	8=	2▼-1	3=	2▲1	22▼-1	6=	29▲4	6▲2	9▼-2	4▲1	2▼-1
MT		7▲1	2▼-1	31=	21=	2=	2=	10=	4▼-1	7▼-2	3=	6▲2	5▲1	1▼-1
NL		9▼-2	15▼-6	11▼-2	4=	1▲1	0▼-1	16▲4	4▼-1	4▼-2	12▲2	8▲3	12▲4	6▲1
AT		12▲2	23▲1	6▲1	12▲1	3▲1	4▼-1	10▲1	3▼-1	5▼-2	8=	6▼-2	5▲1	5▼-2
PL		1=	4▼-1	14▼-1	4▼-4	3▲1	3▲1	23▲2	5▲1	23=	4▼-2	11▲2	5▲1	1▼-1
PT		8=	9▲2	24▼-2	6=	2=	2=	10▲2	1▼-1	11▼-1	8▼-1	11▲1	7▲1	3▼-1
RO		0▼-2	5▼-1	19▲1	8▼-1	3▲2	2▲1	19=	11▲3	7▼-4	4▼-2	18▲5	3▼-1	2=
SI		3▼-2	9▼-3	21▼-2	6▲1	4▲2	5▲1	21▲2	4=	8▼-2	9▲1	7▲2	3=	1▼-2
SK		2▲1	6=	26▲1	3▲2	5▲1	2=	18▼-2	4▼-2	10▼-3	8▲1	7▼-1	5=	4▲3
FI		5▼-3	31▼-3	5=	2▼-3	0▼-1	3=	6▼-3	10▲6	11▲1	12▲1	6▼-1	9▲4	2▲1
SE		2▼-2	20▼-1	2=	5=	1=	3=	4▼-2	5▲2	11=	18=	15▲8	8▼-5	6=

Flash Eurobarometer 531 - Citizens' awareness and perception of EU regional policy

Fieldwork: 9/6 - 22/6/2023 / (%) Base: n=11 835 - Respondents who have heard about any EU co-financed projects to improve the area where they live

▼▲ Evolution 2023-2021 (comparison with Flash Eurobarometer 497, July-August 2021)

Q1BT Where did you hear about it? Firstly? And then? (Total results)



















		National newspapers	Local or regional newspapers	National TV	Local or regional TV	National radio	Local or regional radio	Internet	Online social networks	Billboard	Workplace	Personal knowledge	Other (SPONTANEOUS)	Don't know
EU27		18▼-2	24▼-3	36▼-1	20▼-1	15▲1	13=	38=	19▲2	24▼-1	16▼-1	24▼-1	9▼-1	5=
BE		27▼-1	28▲3	38▼-2	20▼-3	20▼-2	11▼-2	28▲2	17▼-4	21▲4	27▲8	20▲9	9▼-1	6▲2
BG		8=	12▲5	30▼-10	17▲5	4▼-6	6▲1	37▼-3	24▲6	16▼-2	16▼-2	17▼-8	28▲9	1▼-1
CZ		22▼-3	33▼-4	51▲2	22▲4	28▲3	19▲4	58▼-2	32▲4	27▼-2	24▲5	39▼-2	10=	10▲4
DK		15▼-3	19▲2	16=	12▼-6	1▼-4	4▼-1	21▲13	10▲3	2▼-1	21▼-3	17▼-1	22▲4	13▼-1
DE		25=	34▼-10	17▼-1	22▼-2	16▲2	17▼-7	43▲13	11▼-4	11▼-10	13▼-7	16▼-17	7▼-3	8▲3
EE		33▲15	33▲8	42▲13	7▼-1	22▲4	6▼-3	56▲18	22▲9	31▼-1	18▲8	20▲5	4▼-2	4▼-4
IE		30▼-3	28▼-2	35▲2	15▲1	20=	21▲5	15▼-1	9=	31▲2	10▲1	31▲7	18▲1	3▼-1
EL		15▼-1	17▼-3	39▼-1	13▼-3	14▲1	13=	58=	23▲2	48▲7	16▼-1	32▲6	4=	0▼-1
ES		19▼-2	24▼-4	38▲2	24▼-4	19=	18▲2	25▼-4	18▲2	24▲3	11▼-3	20▲5	10▼-4	2=
FR		15▼-3	40▼-3	29▼-5	13▼-9	15▼-5	10▼-7	22▼-8	9▼-6	24▼-7	22=	19▼-11	6▼-2	2▼-2
HR		13▼-3	17▼-1	42▼-9	20▼-2	11=	20▲2	45▼-3	30▲3	15▲4	14▼-1	20▲3	8▼-1	4=
IT		26▼-2	18▼-2	45▼-2	29▲5	9▼-1	8▲1	26▼-5	16▲3	7▲2	18=	24▼-1	10=	8=
CY		16▲3	8▼-1	52▲10	15▲1	20▲9	9▲3	42▼-4	28▲6	33▲9	18▲9	25▲12	4▼-1	5▼-8
LV		10▲4	25▼-1	30▲4	16▼-2	17▲4	10▼-1	50▼-1	23▼-3	21▼-4	12▼-4	19▲1	10▲4	4=
LT		10=	17=	30▼-11	12▲1	14▲1	7▲1	55▲8	31▲7	43▼-1	13▲2	25▼-4	7▼-2	2▲1
LU		31▼-3	22▼-3	28▲3	14▼-3	15▲1	11=	33▲4	16▲3	14▲1	17▼-2	12▼-1	14▲3	10▼-4
HU		7▼-1	17▼-4	25▼-3	9=	11▼-2	8▲2	44=	15▼-1	48▲3	11▲1	15▼-8	8▲3	3▼-1
MT		16▲3	13▲2	47=	33▲1	16▲5	8=	28▼-2	22▲3	16▼-4	7=	14▲4	12▲2	2▼-1
NL		18▼-2	20▼-7	18▼-4	10▲2	4▲2	1▼-1	29▲5	10▲2	7▼-2	15▲1	11▲2	15▲3	11▼-1
AT		30▲7	32▼-4	19▲1	21▼-2	11=	10▼-1	24=	11=	10=	18▲1	10▼-2	8=	11▼-1
PL		11▼-2	17▼-3	37▼-2	18▼-2	21▲7	19▲6	60▲10	26▲8	43=	13▼-1	31▲8	10▲1	2▼-3
PT		22▲1	24▲7	37▼-4	11▼-2	5=	5=	21▲2	8=	17=	12=	20▲2	14=	10▼-2
RO		8▼-4	16▼-9	39▼-8	28▼-4	14▼-4	15▼-6	51▼-2	32▼-5	21▼-9	14▼-7	36▼-2	6▼-4	4▲2
SI		16▼-6	26▼-4	48▲2	21▲4	20▲2	18▼-4	44▼-3	17▼-2	19=	17▲3	18▲3	10▲2	5▼-1
SK		19▲6	29▼-1	65▲2	26▲8	41▲7	22▲8	66▲2	42▲7	36=	26▲6	40▲7	7▼-4	6▲3
FI		15▼-3	55▲7	16▲2	8▼-2	5▼-3	11▲2	18▼-7	24▲13	15=	20▲6	10▼-4	12▲2	4▲1
SE		16▲2	40▲1	18▲6	16▲3	12▲6	11▼-2	19▼-4	20▲5	20▲4	31▲7	35▲18	13▼-9	10=

Flash Eurobarometer 531 - Citizens' awareness and perception of EU regional policy

Fieldwork: 9/6 - 22/6/2023 / (%) Base: n=11 835 - Respondents who have heard about any EU co-financed projects to improve the area where they live

▼▲ Evolution 2023-2021 (comparison with Flash Eurobarometer 497, July-August 2021)

Q1C Taking into consideration all the projects you have heard about, would you say that this support has had a positive or negative impact on the development of your city or region?

		Positive	Negative	No impact (SPONTANEOUS)	Don't know / No answer
EU27		79▼-2	7▲1	7▲1	7=
BE		80▲4	6▲2	7=	7▼-6
BG		81▼-1	9▲3	4▼-1	5▼-1
CZ		86▼-3	8▲3	1=	5▲1
DK		75▲8	3▼-2	10▼-2	13▼-4
DE		81▼-8	8▲4	8▲4	3▼-1
EE		91▲2	1▼-2	3▼-1	5=
IE		93▲1	3▲1	1=	3▼-2
EL		88=	8=	2▼-1	1=
ES		76▼-2	7▲2	11▲1	6▼-1
FR		76▼-3	6▼-1	7▲5	11▼-1
HR		87=	7▲2	3=	3▼-2
IT		56▼-1	15▲1	17▼-1	12▲1
CY		87▼-5	6▲2	6▲4	1▼-2
LV		86▼-4	3=	4=	7▲4
LT		91▼-1	3▲1	2=	4=
LU		85▲3	2▼-2	6▼-1	7▼-1
HU		85▼-6	5▲1	4▲2	6▲3
MT		91=	5=	2=	2=
NL		61▼-4	11▲2	10▲3	18▼-1
AT		85▲3	4▲1	8=	3▼-3
PL		95=	2▲1	1▼-1	3=
PT		78▲2	5▼-1	7▼-1	10▼-1
RO		85▼-2	7▼-2	4▲3	3▲1
SI		92=	3=	3▲1	2▼-1
SK		86▲2	6=	3▼-1	5=
FI		91▲4	1▼-1	3▼-2	5▼-1
SE		84▲2	3▼-2	5=	8▼-1

Flash Eurobarometer 531 - Citizens' awareness and perception of EU regional policy

Fieldwork: 9/6 - 22/6/2023 / (%) Base: n=11 835 - Respondents who have heard about any EU co-financed projects to improve the area where they live


▼▲ Evolution 2023-2021 (comparison with Flash Eurobarometer 497, July-August 2021)

Q2 Which, if any, of the following forms of EU support you've heard about before?

		The European Regional Development Fund (ERDF) and/or the Cohesion Fund	Interreg	The European Solidarity Fund	The Just Transition Fund	The European Social Fund	Next Generation EU/Recovery Plan/REACT EU	Erasmus+	Horizon Europe	Connecting Europe Facility	None of these (SPONTANEOUS)	Don't know
EU27		46▼-3	11=	42▼-7	12▲1	45▼-4	29▼-5	58=	11▼-1	10▼-1	16▲2	1▲1
BE		33▼-1	10▲1	48▼-9	11▲1	46▲4	23▼-6	61▲1	12▼-2	8▲1	18▲3	1=
BG		55▼-9	5▼-3	24▼-1	11▼-1	32▲2	45▲12	46▼-2	10▼-7	12=	19▲2	1=
CZ		71▼-2	7▲1	49=	11=	43▼-3	21▼-5	65▲1	10▼-1	12▼-1	10▲1	1▲1
DK		24▲2	4▼-3	21▲3	7▲1	17▼-1	17▼-5	43▲4	11▲1	4▼-3	32▼-3	1▼-1
DE		26▼-6	12▲3	30▼-12	9▲4	31▼-7	14▼-2	46▲1	9▲1	5▼-1	29▲3	1=
EE		69▲6	15▲5	45▲15	25▲6	57▲16	14▲4	67▲12	12▲3	25▲7	10▼-4	1=
IE		64▲2	9▼-1	44▲1	11▼-1	54=	38▼-3	56=	21▲2	8=	10=	1=
EL		74▼-3	18▼-1	74▼-5	17▲5	66▲1	47▲9	77▼-2	17▲2	10▼-2	3=	0=
ES		53▼-1	13▲3	42▼-6	11▲2	68▼-4	38▼-21	53▼-5	10▼-3	11▲3	13▲6	0=
FR		30▼-7	4▼-1	37▼-22	8▼-5	34▼-14	17▼-7	68▼-2	9▼-2	6▼-3	15▲5	1▲1
HR		76▼-1	12▲2	56=	11▼-1	40▼-6	30▼-4	51▲6	8▼-1	9▼-4	7▲1	2▲1
IT		56▲3	11=	62▲1	10=	64=	56=	70=	15=	15▼-1	4=	1=
CY		49=	8▼-3	61▲6	10▲3	49▲3	37▼-4	80▼-4	17▲3	9▼-2	5▲1	3▲1
LV		64▲2	8▲1	25=	3▼-1	41▲4	15▼-4	64▲2	7▼-2	18▼-3	10▼-1	5▲1
LT		50▼-6	7=	20▼-3	6=	37▼-6	34▼-15	52▼-2	8=	35▼-5	13▲1	7▲4
LU		53▲3	16▼-1	54▼-3	12=	50▼-1	39▼-5	58▲2	27▲1	16▲1	10▼-1	1=
HU		59▼-8	14▲1	36▼-4	9▼-1	36▼-5	21▼-11	58▲8	11=	17▼-3	16=	3▲2
MT		60▲8	10▲2	47▼-1	15▼-2	55▲2	33▼-1	65=	20▲3	25▼-2	14▼-3	2=
NL		25▲3	4▲1	28▲7	7▲2	27▲4	17▲5	29▲7	6▲1	4=	39▼-5	3▼-1
AT		37▲2	14▼-1	48▼-2	11=	53=	36=	59▼-1	14▼-1	12▼-1	12=	1=
PL		77▼-2	19▲2	52▲1	34▲4	55▲2	44▼-5	70▲5	13=	11▲2	7=	1=
PT		61▲5	16=	40=	10=	55▲1	30=	68▼-2	16=	10▼-1	4=	2=
RO		52▼-18	9▼-10	32▼-18	7▼-5	32▼-13	16▼-13	39▼-3	5▼-4	11▼-6	15▲4	7▲6
SI		72▼-5	19▲2	40▼-5	21▲9	38▼-13	25▼-11	74=	11▼-2	11▼-3	6▲1	1=
SK		84▼-2	15▲2	51=	8▼-4	65▼-2	58=	75▲4	13▲1	15▼-2	5▲1	0▼-1
FI		55▼-5	9▼-1	34▲8	9▲1	40▲7	16▼-8	64▲3	7=	6▼-2	13▼-1	1=
SE		28▼-9	9▼-1	23▼-3	13▲2	15▼-1	20▼-4	40▲1	8▼-2	12=	34▲7	0=

Q3 Are you aware that the EU regional policy supported Member States in the health emergency response and economic recovery in the context of the COVID-19 pandemic?

MODIFIED TREND

	Yes	No	Don't know
EU27 	66▼-2	32▲2	2=
BE 	66▲1	33▲1	1▼-2
BG 	68▼-3	31▲3	2=
CZ 	65▲1	33▼-1	3▼-1
DK 	48▼-3	50▲2	2▲1
DE 	54▼-10	45▲10	2▼-1
EE 	78▲8	20▼-7	2=
IE 	65▼-1	34▲1	1=
EL 	81▲6	18▼-4	1▼-2
ES 	78▲6	21▼-7	1=
FR 	64▼-4	35▲3	1▲1
HR 	65▼-7	31▲4	4▲3
IT 	76▲1	24=	0=
CY 	81▲6	18▼-3	1▼-2
LV 	72▼-3	26▲3	3=
LT 	65▼-11	31▲9	5▲1
LU 	69▲1	30▼-1	1=
HU 	67▼-8	29▲8	4▲1
MT 	77=	21=	2=
NL 	46▲2	50▼-1	4=
AT 	70=	28=	2=
PL 	77=	20=	3=
PT 	67▼-1	31=	2=
RO 	62▼-8	32▲4	6▲4
SI 	77▼-2	21▲2	2=
SK 	67▼-1	29▲2	4=
FI 	75▼-10	24▲9	1▲1
SE 	59▼-4	40▲3	1▲1

Question wording 2021: "aware that the EU regional policy supports the economic recovery in the context of..."

Flash Eurobarometer 531 - Citizens' awareness and perception of EU regional policy

Fieldwork: 9/6 - 22/6/2023 / (%) Base: n=25 718 - All respondents

▼▲ Evolution 2023-2021 (comparison with Flash Eurobarometer 497, July-August 2021)
























Q4A Have you benefitted in your daily life from a project funded by the European Regional Development Fund (ERDF) or the Cohesion Fund?

	Yes	No	Don't know
EU27 	16▼-1	80=	4=
BE 	6▲2	89▼-2	5▲1
BG 	26▼-3	71▲4	4▼-1
CZ 	36▼-3	55=	9▲2
DK 	7▲1	78▲3	15▼-4
DE 	10=	89=	2=
EE 	34▼-1	58▲3	9▼-2
IE 	20▼-8	76▲8	4▼-1
EL 	32▲10	63▼-11	5▲1
ES 	10▼-1	86▲1	3=
FR 	6▲2	90▼-3	4▲1
HR 	27▲8	70▼-9	3▲2
IT 	7▼-5	91▲5	2▲1
CY 	16▲1	78▼-5	7▲4
LV 	34▲2	59▼-4	7▲2
LT 	25▲1	71▼-1	4=
LU 	15▲1	80▼-1	5=
HU 	20▼-2	68▼-3	12▲5
MT 	26▲3	67▼-3	6=
NL 	4▼-2	84▲4	13▼-2
AT 	9▼-5	86▲6	5▼-1
PL 	59▲2	35=	5▼-2
PT 	14▼-3	83▲3	3=
RO 	11▼-1	87▼-1	3▲1
SI 	36▲4	56▼-6	8▲2
SK 	36▼-1	59▲1	5▼-1
FI 	20▲2	74▼-1	6▼-1
SE 	7▼-1	82▼-4	11▲5

Q4B Do EU funded projects in your area make you feel like an EU citizen?

	Yes, to a large extent	Yes, to some extent	No	Don't know
EU27 	22=	35▼-2	40▲2	4=
BE 	14▲4	29▼-2	52▼-1	5▼-1
BG 	11▼-5	41▲3	46▲2	3=
CZ 	18=	46▼-4	33▲4	2=
DK 	8=	22▼-6	58▲6	12=
DE 	27▼-6	25▼-3	45▲8	3▲1
EE 	22=	50▲5	23▼-5	5▼-1
IE 	24=	34▼-2	40▲2	3=
EL 	15=	49▲2	35▼-1	1▼-1
ES 	18▲1	43▼-2	35▲2	3▼-1
FR 	16▲5	34▼-9	45▲3	5▲1
HR 	15▲5	51=	32▼-5	3▼-1
IT 	24▲1	36▲1	38▼-1	2▼-1
CY 	15=	43▲2	34▼-2	8=
LV 	27▲2	46▼-1	23▼-4	5▲3
LT 	33▲6	43▼-3	19▼-5	6▲2
LU 	31▲1	36=	31=	2▼-1
HU 	14▼-1	40▼-5	42▲4	4▲2
MT 	26=	42=	29=	3=
NL 	6▲1	17▼-1	68=	9=
AT 	28=	32=	37=	3=
PL 	45▼-2	36=	18▲3	2▼-1
PT 	17=	41=	39=	3=
RO 	13▲3	45▼-4	38▼-1	3▲2
SI 	24▲2	52▲3	24▼-3	1▼-1
SK 	24▲6	47▼-2	27▼-3	3▼-1
FI 	8▼-1	48▲4	42▼-2	2=
SE 	15▲4	41▲1	39▼-5	4▲1





Q5A European regional policy supports economic development projects in all regions. In your opinion, should the EU continue to invest in all regions or concentrate exclusively on the poorer ones?

		The EU should invest in all regions	The EU should only invest in the poorer regions	Don't know
EU27		63▼-1	33=	4▲1
BE		60▼-1	37▲1	3=
BG		42▼-7	55▲8	4▼-1
CZ		59▲1	35=	6▼-1
DK		56▲1	31▼-1	13=
DE		67▲1	28▼-4	6▲3
EE		61▲1	37▲1	3▼-2
IE		58▲1	39=	3=
EL		63▼-2	36▲2	1=
ES		56▼-6	41▲6	3▲1
FR		65▼-2	31▲1	4▲1
HR		58▼-2	40▲2	2=
IT		69▲1	29▼-1	2=
CY		59▼-2	38▲1	4▲2
LV		66▼-3	28▲2	7▲1
LT		58=	35▼-3	7▲2
LU		65=	33▲1	3=
HU		54▼-8	40▲4	6▲4
MT		67▼-1	30▲1	3=
NL		52▼-1	36▼-1	11▲2
AT		65=	31=	5=
PL		71=	24=	5=
PT		48▲1	49▼-1	3=
RO		61▲2	37▼-4	3▲2
SI		61▲2	36▼-3	3=
SK		61▲6	35▼-7	4▲2
FI		66▼-4	29▲4	5=
SE		67▼-1	27▲1	6=




















Q5B Which regions would you target for investments under EU regional policy?

		Regions with high unemployment	Border regions	Deprived urban areas	Developed regions, in order to maintain or improve their competitiveness	Remote rural or mountain areas	Other (SPONTANEOUS)	Don't know
EU27		65▼-4	29▲6	53▼-2	22=	53▼-1	1=	3▲1
BE		77▲3	26▲4	70▲4	33▲4	53▲8	1=	2▼-1
BG		71▲13	23▲5	26▲3	10▲2	50▼-2	2▼-3	1▼-2
CZ		72▼-1	41▼-3	55▼-3	21▲2	56▼-2	2▲1	2▼-1
DK		57▼-3	25▲5	45▲1	22▲2	37=	3▲1	12=
DE		64▼-5	47▲18	42▼-8	30▲4	47▼-10	3▲2	4▲2
EE		69▼-2	53▲6	44▲5	17▼-1	71▲10	1=	2▼-1
IE		64▲2	29▲1	53▼-2	18▼-1	55▲1	1=	3▼-1
EL		72▼-4	60▲2	53=	18=	69▲3	0=	1▼-1
ES		76▼-4	27▼-3	66▼-3	24▲1	68▲4	1=	2▲1
FR		50▼-12	19▲8	58▼-2	19▼-1	65▲6	1=	3▲1
HR		71▼-4	19▲1	44▲3	16▼-3	63▼-3	1▼-1	2=
IT		72▲1	12▼-1	51=	21=	35▼-1	2=	3=
CY		69▼-4	28▲4	66▲5	24▲7	81▲2	0=	1▼-2
LV		57▲1	45▲8	47▲6	25▲1	49▲5	2▲1	3▲1
LT		60▼-8	22▼-14	49▼-4	16▼-1	44▼-4	2▲1	3▲1
LU		61=	28=	57▼-2	23▼-1	38▼-1	2=	3=
HU		73▼-8	23▼-5	66▲1	16▼-3	40▼-5	2▲2	3▲1
MT		64▲2	26▼-1	46▲3	24▼-2	36▼-2	1=	6=
NL		60▼-5	23=	54▼-2	17▲1	37▼-3	1=	12▲2
AT		65▼-1	35▼-1	42▲2	21▲1	61▼-1	1=	3=
PL		64▼-2	36▲15	52▼-1	23▼-5	56▲3	1▼-2	1▼-2
PT		68=	12=	60▲1	15▲1	54▼-1	1=	3=
RO		47▼-15	19=	66▼-1	16▼-2	60▼-7	1▲1	4▲2
SI		68▼-7	29▼-4	38▲2	15=	68▼-3	2▲1	3=
SK		80▼-4	29▲2	59▲1	26▼-2	55▼-9	1=	1=
FI		60▼-7	34▲6	48▼-2	24▼-3	54▲1	0=	2▼-1
SE		74▲2	29▲6	47▲5	24▲1	49▼-2	1▼-1	5▲2

Q6A_1 EU regional policy can invest in many different domains. Which of the following examples do you consider among the more important or less important for your city or region? **Research and innovation**

	More important	Less important	Don't know
EU27 	84▼-1	15▲1	1=
BE 	73▼-8	25▲7	2▲1
BG 	69▼-9	27▲8	4▲1
CZ 	78▼-3	21▲2	1▲1
DK 	78▼-1	18▲2	4▼-1
DE 	86▼-1	13=	1▲1
EE 	76▼-2	22▲4	2▼-1
IE 	79▲3	20▼-3	1=
EL 	70▼-6	29▲6	2=
ES 	90▼-2	9▲2	1=
FR 	76▼-3	22▲2	2▲1
HR 	76▼-1	22▲1	1=
IT 	97▲2	3▼-2	0=
CY 	77▲1	21▲1	2▼-1
LV 	69▲1	26▼-2	5▲2
LT 	83=	15▲1	2▼-1
LU 	90▲5	10▼-4	0▼-1
HU 	79▼-3	18▲1	3▲2
MT 	89▲2	10▼-2	1=
NL 	82▲3	14▼-3	4▲1
AT 	89▲3	11▼-2	0=
PL 	82▼-1	17▲2	1▼-1
PT 	91▲3	7▼-2	1▼-1
RO 	74▼-5	24▲4	2▲1
SI 	81▼-3	18▲3	1=
SK 	80▼-3	19▲2	2▲1
FI 	76▼-4	23▲4	1=
SE 	84▼-2	15▲1	1▲1

Q6A_2 EU regional policy can invest in many different domains. Which of the following examples do you consider among the more important or less important for your city or region? **Support for small and medium-sized businesses**

	More important	Less important	Don't know
EU27 	83▼-2	16▲2	1=
BE 	75▼-3	24▲2	1=
BG 	90=	8▼-1	2▲2
CZ 	79▼-5	21▲5	1=
DK 	50▼-11	44▲13	6▼-2
DE 	80▼-1	20=	1=
EE 	75▼-2	23▲5	2▼-3
IE 	92▲4	8▼-3	0=
EL 	84▼-3	15▲3	0▼-1
ES 	91▼-2	9▲1	0=
FR 	82▼-5	17▲4	1=
HR 	89▼-1	10▲1	1=
IT 	92▲2	8▼-2	0=
CY 	87▼-4	12▲3	1=
LV 	85▼-4	13▲4	2=
LT 	79▼-2	19▲1	3▲1
LU 	89▲4	11▼-4	1=
HU 	84=	12▼-3	4▲3
MT 	91▲3	9▼-3	1=
NL 	70=	26▼-1	4▲1
AT 	90▲3	9▼-2	1=
PL 	84▼-3	15▲4	1▼-1
PT 	95▲2	4▼-2	1=
RO 	82▼-4	18▲4	1=
SI 	80▼-4	19▲6	1▼-1
SK 	79▼-4	18▲2	3▲1
FI 	75▼-2	24▲3	1▼-1
SE 	56▼-9	42▲8	2▲1

Q6A_3 EU regional policy can invest in many different domains. Which of the following examples do you consider among the more important or less important for your city or region? **Renewable, clean energy and energy networks***

	More important	Less important	Don't know
EU27 	85▼-2	13▲1	1▲1
BE 	83▼-1	15=	1▲1
BG 	73▼-7	24▲8	3▼-1
CZ 	76▼-1	22▲1	1=
DK 	85▼-2	12▲2	3=
DE 	85▼-4	13▲3	2▲1
EE 	74▲3	25▲2	2▼-5
IE 	93▲2	6▼-2	1=
EL 	78▼-5	21▲5	1=
ES 	80▼-7	19▲7	1=
FR 	83▲1	16▼-2	2▲1
HR 	88=	11▲1	1▼-1
IT 	94▲2	6▼-1	0=
CY 	86▼-5	12▲4	3▲1
LV 	73▲5	23▼-6	4▲1
LT 	78▼-3	19▲2	4▲1
LU 	95▲1	5▼-1	0=
HU 	87▼-1	10▼-2	3▲2
MT 	97▲2	2▼-2	1=
NL 	84=	13▼-1	3▲1
AT 	95▲4	4▼-4	0▼-1
PL 	85▼-3	14▲3	1▲1
PT 	95▲2	4▼-2	1=
RO 	88=	11▼-1	1▲1
SI 	85▼-7	14▲8	1=
SK 	77▼-6	21▲6	2=
FI 	84▼-3	15▲3	1=
SE 	83▼-4	15▲3	2▲1


* Question wording in 2021: "Renewable and clean energy" (modified trend)

Flash Eurobarometer 531 - Citizens' awareness and perception of EU regional policy




Fieldwork: 9/6 - 22/6/2023 / (%) Base: n=25 718 - All respondents

▼▲ Evolution 2023-2021 (comparison with Flash Eurobarometer 497, July-August 2021)









Q6A_4 EU regional policy can invest in many different domains. Which of the following examples do you consider among the more important or less important for your city or region? **Broadband Internet access**

	More important	Less important	Don't know
EU27 	57▼-2	41▲2	2=
BE 	42=	57▲1	1▼-1
BG 	51▼-7	45▲8	5=
CZ 	40=	57▼-2	3▲2
DK 	38▼-10	57▲9	6▲1
DE 	70▼-7	28▲6	2▲1
EE 	56▲3	40▼-3	5=
IE 	79▲6	20▼-5	1▼-1
EL 	48▼-4	51▲6	1▼-2
ES 	47▼-2	51▲3	3▼-1
FR 	47▼-3	51▲4	2▼-1
HR 	64▲1	34▼-2	2▲1
IT 	67▲5	31▼-4	2▼-1
CY 	43▼-3	50▲4	6▼-1
LV 	51=	44▼-1	6▲1
LT 	48▲4	49▲1	3▼-5
LU 	51▲6	49▼-6	0=
HU 	56▼-4	41▲2	3▲2
MT 	72▲1	27=	2▼-1
NL 	45=	50▼-1	6=
AT 	65▲6	33▼-5	2▼-1
PL 	63▼-3	36▲3	1=
PT 	59▲4	36▼-4	6=
RO 	61▼-5	37▲4	2▲1
SI 	55▼-7	44▲8	1▼-1
SK 	43▼-3	55▲3	2=
FI 	43▼-6	56▲7	1▼-1
SE 	57▼-6	42▲6	1=



Q6A_5 EU regional policy can invest in many different domains. Which of the following examples do you consider among the more important or less important for your city or region? **Environment**

		More important	Less important	Don't know
EU27		89▼-2	10▲2	1=
BE		89▼-2	11▲2	0=
BG		91▼-1	8▲1	1=
CZ		90▼-3	10▲2	1=
DK		85=	12=	3▼-1
DE		88▼-3	11▲3	1▲1
EE		85▲1	14=	2▼-1
IE		95▲3	5▼-3	0=
EL		90▼-2	10▲3	0▼-1
ES		87▼-2	12▲2	1▲1
FR		84▼-3	15▲4	1▼-1
HR		90▲1	9▼-1	0=
IT		96▲2	4▼-2	0=
CY		92▼-2	7▲2	1▲1
LV		81▼-4	17▲3	2▲1
LT		82=	17=	1=
LU		96▲2	4▼-2	0=
HU		88▼-4	9▲2	3▲2
MT		98▲1	2▼-1	0=
NL		90▲3	8▼-3	2=
AT		96▲2	4▼-2	0=
PL		88▼-4	12▲5	0=
PT		97▲1	3▼-1	0=
RO		91▼-2	9▲2	1=
SI		91▼-4	9▲5	0=
SK		89▼-4	10▲4	1▲1
FI		85▼-5	14▲4	1▲1
SE		87▼-2	13▲2	1=


Q6A_6 EU regional policy can invest in many different domains. Which of the following examples do you consider among the more important or less important for your city or region? **Transport facilities (rail, road or airports)**

	More important	Less important	Don't know
EU27 	78▲3	21▼-3	1=
BE 	69▲5	30▼-5	1=
BG 	82▼-1	17▲1	1=
CZ 	79▼-1	21▲1	1=
DK 	62▲3	34▼-2	4▼-1
DE 	73=	26▼-1	1▲1
EE 	74▲1	25▼-1	2=
IE 	86▲5	14▼-5	1=
EL 	84▲9	16▼-8	0=
ES 	72▲8	28▼-8	1=
FR 	71▲6	27▼-5	2▼-1
HR 	89▲6	10▼-7	1▲1
IT 	91▲4	9▼-4	0=
CY 	73=	26▲1	1=
LV 	77▼-1	22▲1	2=
LT 	77▲2	22▼-1	1▼-1
LU 	81▲3	18▼-3	1=
HU 	78▼-3	19=	3▲2
MT 	87▲1	12▼-1	1=
NL 	68▲7	29▼-7	4=
AT 	80▲5	20▼-5	0▼-1
PL 	83▼-2	17▲2	1=
PT 	87▲4	12▼-4	1=
RO 	93=	7▼-1	0=
SI 	87▲4	13▼-4	0=
SK 	87=	12=	1=
FI 	75▼-7	25▲6	1=
SE 	71▲4	27▼-5	2=



Q6A_7 EU regional policy can invest in many different domains. Which of the following examples do you consider among the more important or less important for your city or region? **Vocational training**

	More important	Less important	Don't know
EU27 	82▲1	17▼-1	1=
BE 	84▲1	15▼-2	1▲1
BG 	86▼-1	12▲1	1=
CZ 	56▼-1	42▲1	2▲1
DK 	65▲1	31▲2	4▼-3
DE 	86▲4	14▼-4	0=
EE 	82▲5	17▼-3	1▼-2
IE 	79▲3	19▼-3	2▼-1
EL 	82▲3	17▼-2	1▼-1
ES 	89▼-1	11=	1=
FR 	77▼-3	22▲3	1=
HR 	89▲2	9▼-2	2▲1
IT 	93▲3	7▼-3	1=
CY 	78▼-5	21▲6	1▼-1
LV 	76=	21▼-1	3▲1
LT 	84=	14=	2=
LU 	91▲5	9▼-5	0=
HU 	90▲1	8▼-3	2▲1
MT 	83▲5	15▼-3	2▼-2
NL 	80=	17=	3▲1
AT 	89▲3	10▼-3	1=
PL 	72▲3	28▼-2	1▼-2
PT 	94▲2	6▼-2	1=
RO 	63▼-5	33▲2	4▲3
SI 	79▼-3	20▲3	1▼-1
SK 	76▼-3	22▲3	2▲1
FI 	83▼-1	17▲1	1=
SE 	71=	28▲1	1▼-1

Q6A_8 EU regional policy can invest in many different domains. Which of the following examples do you consider among the more important or less important for your city or region? **Education, health or social infrastructures**

		More important	Less important	Don't know
EU27		93▲1	7▼-1	1=
BE		91▼-1	8▲1	0=
BG		95▼-1	4=	1▲1
CZ		94▲1	5▼-2	1▲1
DK		82▲4	15▼-3	3▼-2
DE		93▲1	7▼-1	1=
EE		94▲2	5▼-2	0▼-1
IE		97▲3	3▼-3	0=
EL		95▲2	5▼-1	0▼-1
ES		94▼-2	6▲2	0=
FR		87▲2	12▼-2	1=
HR		97▲1	3▼-1	1=
IT		97▲3	3▼-3	0=
CY		92▲1	8=	0▼-1
LV		95▼-1	4▲1	1=
LT		95▼-1	4=	1=
LU		94▲3	6▼-3	0=
HU		97▲1	2▼-2	1▲1
MT		97▲3	3▼-2	0=
NL		93▲2	5▼-2	2▲1
AT		96▲3	3▼-3	0=
PL		91=	9▲1	0▼-1
PT		99▲1	1▼-1	0=
RO		96▼-1	4=	1▲1
SI		93▼-1	7▲1	0=
SK		96=	4=	0=
FI		93▲1	7=	1▼-1
SE		84▼-1	14▲1	2=

Q6A_9 EU regional policy can invest in many different domains. Which of the following examples do you consider among the more important or less important for your city or region? **Tourism and culture**

	More important	Less important	Don't know
EU27 	63▼-2	37▲2	1=
BE 	51▼-1	49▲2	0▼-1
BG 	76▼-6	22▲6	1=
CZ 	46▼-6	53▲5	1=
DK 	44▼-2	53▲4	4▼-2
DE 	50▲2	49▼-2	0=
EE 	66▼-1	32▲3	1▼-2
IE 	72▲4	27▼-4	1=
EL 	69▼-4	31▲5	0▼-1
ES 	60▼-11	40▲11	1=
FR 	54▼-6	44▲5	2▲1
HR 	70▼-4	28▲4	1=
IT 	90▲3	10▼-3	0=
CY 	77▼-2	22▲1	1▲1
LV 	68▲2	31▼-2	1=
LT 	70▲3	29▼-3	2=
LU 	64▲5	36▼-5	0=
HU 	64=	33▼-2	3▲3
MT 	86▲3	13▼-2	1=
NL 	48▲1	50▼-1	2=
AT 	65▲5	34▼-5	1=
PL 	63▼-2	36▲2	1=
PT 	85▲5	15▼-4	1▼-1
RO 	81=	18▼-1	1▲1
SI 	66▼-11	33▲11	1▲1
SK 	68▼-3	31▲3	1=
FI 	44▼-9	56▲9	1=
SE 	47▲2	53▼-2	1▼-1

Q6A_10 EU regional policy can invest in many different domains. Which of the following examples do you consider among the more important or less important for your city or region? **Reception and integration of migrants and refugees**

	More important	Less important	Don't know
EU27 	58▲4	39▼-4	3=
BE 	61▼-3	37▲3	2=
BG 	19▲2	76=	5▼-2
CZ 	32▲13	65▼-15	3▲2
DK 	64▲1	30=	6▼-1
DE 	72▼-2	25▲1	3▲1
EE 	35▲12	61▼-9	4▼-3
IE 	75▲6	23▼-6	2=
EL 	47▼-6	51▲6	2=
ES 	61=	36▼-1	4▲1
FR 	57▲4	39▼-3	4▼-1
HR 	36▲6	59▼-6	5=
IT 	65▲8	33▼-7	2▼-1
CY 	43▼-4	55▲6	2▼-1
LV 	32▲14	60▼-17	8▲3
LT 	32▼-1	61=	7▲2
LU 	84▲4	16▼-4	0=
HU 	26▲5	67▼-9	7▲4
MT 	80▲9	17▼-8	3▼-1
NL 	71▲7	25▼-6	5▼-1
AT 	69▲6	30▼-6	1▼-1
PL 	37▲8	60▼-7	4=
PT 	71▲5	26▼-5	3▼-1
RO 	28▲9	70▼-8	2▼-1
SI 	34▼-4	62▲4	4▼-1
SK 	32▲15	64▼-17	4▲2
FI 	63▲2	35▼-3	3▲1
SE 	78▲1	19▼-3	3▲1

Q6B In which domains should the EU invest in the next few years?

		Research and innovation	Support for small and medium-sized businesses	Renewable, clean energy and energy networks*	Broadband Internet access	Environment	Transport facilities (rail, road or airports)	Vocational training	Education, health or social infrastructures	Tourism and culture	Reception and integration of migrants and refugees	Other (SPONTANEOUS)	Don't know
EU27		26▼-2	28▼-1	34=	10▼-1	39▼-3	27▲2	24▲2	51▲1	13▲1	18▲1	1=	1=
BE		23▼-1	21▼-3	40▲1	5▼-3	49▼-2	23▲7	26▼-1	58▲4	12▲3	27=	1▼-1	1=
BG		10▼-4	40▲1	19▲4	5▼-1	33▲3	34▲9	27▼-2	69▲5	25▲2	2=	2=	2=
CZ		28▼-3	28▼-6	32▲2	6▼-1	48▼-4	36▲1	9=	72▲4	12▼-1	7▲3	0▼-1	1=
DK		24▲1	14=	42▲3	4▼-3	50=	15▲1	15▲1	39▲6	8=	27▼-1	3▲1	5▼-3
DE		29▲1	20▲2	32▼-2	16▼-3	42▼-4	20▼-3	33▲7	46▼-3	11▲4	24▼-2	1=	1=
EE		29▼-2	28▲2	34▲11	11▼-1	34▲1	29▲3	24=	69▲5	15▼-1	8▲3	1=	1▼-2
IE		20=	26=	37▲2	21▼-1	42▲2	26▲2	16=	39▲1	13▼-1	16▼-1	2=	2=
EL		19▼-2	37▼-3	32▲3	6▼-2	40▼-12	33▲12	24▲1	59▲8	21=	18▼-4	1=	0=
ES		35▼-4	42▼-4	27▼-4	5=	34▲1	24▲7	28▲3	61▼-1	11▼-1	23▲1	1=	0=
FR		22▼-4	29▼-3	37▲3	8▼-3	41▼-2	27▲6	22▲1	49▲3	8▼-2	23▲3	1=	1▲1
HR		14▼-3	35▼-3	31▲1	10=	25▼-5	40▲8	25▲1	63▲4	14▼-6	7▲2	1▼-1	2=
IT		30=	27▼-1	32=	14=	40▲1	26▲1	25=	36=	24▲1	12▼-1	1=	2=
CY		27▲3	30▼-5	30▼-5	8▲3	50▼-5	22▲9	26▼-3	45▼-3	30▲4	18▲6	1=	0▼-1
LV		19▲3	44▼-3	21▲4	8▲1	20▼-7	30▼-2	18▼-2	71▼-2	15▼-4	8▲5	2▲2	2▲1
LT		25▼-8	27▼-4	28▼-4	4=	21▲2	26▲1	24▼-2	67▼-5	17▲3	7▼-5	1=	2▲1
LU		30▲1	33=	31▼-4	10=	41=	24▲3	26▲1	30▼-1	11=	24▲1	1=	2=
HU		21▼-5	30▼-3	33=	8▼-2	24▼-6	25=	27▼-3	81▲7	12=	4▲1	1=	2▲1
MT		21=	22▲3	29▼-4	7▼-1	58▲1	22▲1	13▼-2	52▲3	25▲2	23▼-1	1=	3=
NL		20▼-1	16▼-1	29▼-2	5=	51▼-4	15▲2	23▼-1	58▼-3	6▼-1	25▲2	1=	4=
AT		29▲1	26▲1	39▲1	13▼-1	47=	19▲1	27▼-1	43▼-1	11▼-1	15▼-1	1=	1=
PL		27▼-2	35▲2	45=	12=	35▼-7	38▲3	16=	49▲3	13▲3	7▲1	0=	1=
PT		22=	31▲1	26=	9▼-1	31▲1	20▲1	26▲1	51=	21=	16▼-1	4=	3▼-1
RO		13▼-2	27▼-1	30▲5	9▼-2	28▼-3	56▼-7	9▲1	58▼-4	21▼-3	5▲3	1▲1	1▲1
SI		20▼-3	23▼-5	35▼-5	8▼-2	30▼-15	46▲14	19▲5	64▲5	17=	7▼-1	1=	1=
SK		28▼-4	31▼-3	30=	7▲1	44▼-10	41▲6	10▼-3	69▲2	17▼-1	7▲6	1=	1=
FI		25▼-6	23▼-3	41▲4	6=	34▼-6	24▲2	26▲1	65▲4	5▼-2	20▼-1	0=	1▲1
SE		34▲4	15▼-4	39▲8	10▲1	48▼-4	17▼-3	19▲3	40▲1	5▼-1	42▼-1	1▼-1	2=

* Question wording in 2021: "Renewable and clean energy" (modified trend)

Flash Eurobarometer 531 - Citizens' awareness and perception of EU regional policy

Fieldwork: 9/6 - 22/6/2023 / (%) Base: n=25 718 - All respondents

▼▲ Evolution 2023-2021 (comparison with Flash Eurobarometer 497, July-August 2021)

Q7 At which level should decisions about EU regional policy projects primarily be taken?

		Local	Regional	National	EU	Don't know
EU27		24▲1	30▼-2	21▲1	21=	4=
BE		17=	26▼-1	26▲3	27▼-3	3=
BG		33▲1	21▲4	21▼-3	20▼-2	5▼-1
CZ		36▲4	34▼-3	18▲1	8▼-2	4▲1
DK		18▲1	28▼-2	29=	15▲2	9=
DE		19▲1	32▼-8	17▲2	27▲3	5▲2
EE		29▼-5	23▲5	32▲2	11=	5▼-2
IE		26=	22=	31▼-1	19▲1	3=
EL		29▲1	25▲1	24▲1	21▼-2	1▼-1
ES		21▲3	27=	25▲3	24▼-6	4▼-1
FR		27▲3	34▼-6	16=	20▲2	3=
HR		32▲2	25▼-1	19=	21▼-1	3▼-1
IT		18▲1	31▼-1	22▼-1	25▲1	4=
CY		29▲3	10▼-2	30▲2	28▼-1	4▼-3
LV		23▼-5	23▲2	27▼-4	20▲3	7▲4
LT		26▼-3	19▲2	25▼-2	21▲1	9▲2
LU		11=	23▲1	29▲1	33▼-2	4=
HU		30▼-4	20▲1	16▼-4	28▲5	6▲3
MT		22▲1	8▼-1	42=	24▲1	4▼-1
NL		19▼-1	35▲1	21▼-1	19▲1	7=
AT		14=	37▼-1	26▲1	19=	4=
PL		39=	34▲3	16=	9▼-1	2▼-1
PT		20▲1	25▼-1	27▼-1	20=	7=
RO		34=	16▼-1	23▲1	21▼-3	6▲3
SI		28▲1	28▼-3	30▲6	11▼-4	3▼-1
SK		26▼-1	37▲1	19▲1	13▼-3	5▲1
FI		22▼-1	24▲2	42=	9▼-1	3=
SE		19▼-1	30▼-1	34▲2	12▼-2	5▲1

Q8 Are you aware of cooperation between regions from different countries because of EU regional funding?

	Yes	No	Don't know
EU27 	26▲1	72▼-1	2=
BE 	16▲2	82▼-1	2▼-1
BG 	28=	71▲1	1▼-1
CZ 	53▼-1	45▲1	2=
DK 	16=	82▲1	2▼-1
DE 	25▲4	73▼-4	2▲1
EE 	31▲6	68▼-4	2▼-2
IE 	35▲2	63▼-2	3=
EL 	18▼-3	81▲6	1▼-3
ES 	23▲2	76▼-1	1▼-1
FR 	16▲1	83▼-2	2=
HR 	42▲2	56▼-2	2▲1
IT 	19▲1	80▼-1	1=
CY 	18▲1	70▼-5	12▲4
LV 	58▲2	36▼-5	6▲3
LT 	31▼-3	65▲2	5▲1
LU 	35▼-2	62▲2	4=
HU 	23▼-3	71▲1	6▲2
MT 	51=	43▲1	6▼-1
NL 	23▲1	75▼-1	2=
AT 	30=	67▲1	3=
PL 	63▼-1	34=	3▲2
PT 	27=	69=	4=
RO 	23▼-3	76▲3	1▲1
SI 	32▲1	67▼-1	1=
SK 	33▲1	61▼-3	6▲2
FI 	26▼-2	73▲2	1=
SE 	15▼-2	84▲3	1=

Q9 Are you aware that there is an EU strategy to promote cooperation between countries in the following areas?

		Yes, I am aware about the Baltic Sea area strategy	Yes, I am aware about the Danube river area strategy	Yes, I am aware about the Adriatic and the Ionian Sea area strategy	Yes, I am aware about the Alpine area strategy	None	Don't know
EU27		14▲1	9▲1	7▲1	9=	68▼-1	6=
BE		12▲3	9▲3	7▲1	7=	77▲1	1▼-4
BG		6▼-1	27▲5	6▼-2	6▼-2	69▼-1	2▼-1
CZ		11▲1	19▲1	8▲1	12▼-2	59▼-6	11▲7
DK		26▲9	6▲2	6▲2	6▲2	66▼-9	3▼-1
DE		18▲1	9▲2	9▲5	14▲2	66▼-7	2▲1
EE		45▲1	5=	4=	4=	52▲1	1▼-2
IE		11▼-1	7=	7▲1	7▼-2	76▲1	4=
EL		9▲1	8=	17=	5▲1	49▲36	29▼-37
ES		7▲1	6▲1	6▲2	4=	85▼-3	1=
FR		6▲1	3=	3▼-2	9▼-3	78▼-2	6▲5
HR		17▼-2	29▲4	42=	17▲1	36▼-1	11=
IT		4=	4=	9▼-1	8=	71▲1	12▼-1
CY		9▲3	8▲4	10▲3	5▲2	26▲2	56▼-9
LV		44▲3	7▲1	6=	6▲1	33▼-4	20▲1
LT		41▼-1	5▼-3	6=	4▼-1	53▼-1	5▲2
LU		13=	8▲1	12=	13▼-1	59▼-1	16=
HU		8▼-1	23▼-8	8▼-1	6=	68▲7	4▲2
MT		14=	9=	12=	13▲2	53▲1	21▼-3
NL		7▲1	6▲2	4=	5▲1	81▼-1	7▼-1
AT		9=	24=	11=	29▲1	47▲1	8▼-1
PL		39▲1	10▲3	6▲1	9▲3	56▼-1	2=
PT		4=	1▼-1	3=	2=	70=	23=
RO		6▼-2	21▼-5	3▼-1	7▼-2	64▼-1	10▲8
SI		9▼-4	14▼-3	23▼-9	28▼-5	46▲5	13▲3
SK		10▲1	28=	10▲1	14▲1	51▲10	11▼-9
FI		63▼-2	6=	3▼-2	8▲1	33▲1	3▲1
SE		44=	7▲2	7▲1	7▲1	52▼-1	1=

Q10 There are 9 EU outermost regions which are territories or islands located far away from the European continent. Which territories or islands can you name?

		Azores	Canary Islands	French Guyana	Guadeloupe	Madeira	Martinique	Mayotte	Reunion	Saint Martin	Other	None	Don't know
EU27		8▲2	16▲2	11▲3	12▲2	7▲2	12▲2	6▲3	11▲1	3▲1	24▼-2	38▼-2	17▲1
BE		5=	13▲1	9▲1	13▼-1	4▲1	13▲2	3=	10▲1	2=	24=	33▲1	22▼-1
BG		3=	6▼-3	2▼-1	1=	1▼-2	1=	0▼-1	1=	1▼-1	15=	75▲2	3=
CZ		4=	14▲1	4▼-2	1=	7▲2	2▲1	0=	4▲1	1▲1	17▼-5	43▼-2	26▲5
DK		5▲1	13▼-1	3=	1▼-1	6=	1▼-1	1=	1=	1=	10▲2	67▲2	8▼-1
DE		18▲12	23▲9	19▲10	10▲6	19▲9	8▲5	13▲11	8▲4	9▲6	10▼-9	47▼-11	8▲5
EE		3▼-4	17▼-10	4▼-2	1▼-2	6▼-6	1▼-1	0▼-1	1=	1▼-2	27▲12	32▼-15	27▲13
IE		4=	11=	6=	4▲1	4=	2=	0=	1=	2=	14=	65=	6=
EL		5▲1	7=	2▲1	1=	1▼-1	1▲1	0=	1=	0=	34▲3	22▲13	40▼-15
ES		12▼-1	47▼-1	4=	1=	8▼-2	1=	1▲1	2▲1	0=	34▼-4	22▼-1	20▲3
FR		1=	5▲1	32▲2	64▲7	2=	60▲4	23▲5	56▲1	5=	51=	11=	7▼-3
HR		3=	5▼-1	5▲1	0▼-1	2=	0▼-1	0=	0▼-1	0▼-1	10▼-5	29▼-6	51▲11
IT		3=	6=	2=	0=	1=	1=	0=	0=	0=	20=	52▲1	20▼-2
CY		4▲2	7▲1	3=	2▲1	2=	1=	0=	0▼-1	1=	16▲5	14▲6	62▼-12
LV		2▼-1	9=	5▲3	1=	3▼-1	1=	0=	1=	1=	16▼-2	20▼-7	53▲7
LT		2▲1	7=	2▲1	1=	6▲3	1=	0=	0=	1=	14▼-4	39▲3	39▼-1
LU		9▲1	15=	16=	18=	11=	18▲1	5▲1	16▼-1	5=	18▼-1	29▲1	21▲1
HU		2▼-1	8▼-2	3▲1	1=	2▼-2	1=	0=	1▲1	0=	21▼-3	39▲11	34▼-7
MT		2=	12▲2	6=	3▲1	3▲2	3▲1	2=	1=	3=	11▲1	44▼-1	33▼-1
NL		6=	21▲2	4▲1	1=	5▲1	1=	1=	1=	9▲1	18▲2	47▼-2	16▼-1
AT		9▲1	15▲1	8▲1	3=	8▲1	5▲1	2=	6=	3=	10=	51▼-1	15=
PL		5▼-1	16▲1	5▲2	1=	8▼-1	2=	0▼-1	1=	0=	30▲6	45▼-9	12▲6
PT		29=	13=	3=	2=	27▲1	3▲1	1=	1=	1=	4=	39▼-1	25=
RO		1=	3▲1	1=	1=	2▲1	1▲1	0=	0=	0=	15▼-5	23▼-2	59▲6
SI		7▼-5	16▼-8	5▼-4	1▼-2	6▼-5	1▼-2	0▼-1	2▼-1	0▼-2	7▼-11	49▲8	25▲8
SK		5▲2	11▲1	5▲1	1▼-1	5▲2	2▼-1	0=	2▲1	1▲1	21▼-4	42▲12	27▼-13
FI		7▲2	18=	5▲1	2▲1	9=	2=	1▲1	2=	2=	25▲4	54=	7▼-3
SE		4▲1	15=	5▲3	3▲1	3▲1	2▲1	0=	2▲1	2▲1	20▼-12	61▲6	7▲2